

Right Angle Flow Controls (RAF and RAFK)

Mead's right-angle flow control valves provide fast, accurate control in a convenient, compact package. Designed specifically for controlling flow to pneumatic actuators, they come standard with push-in fittings, pre-applied Teflon based thread sealant, an adjustment depending on the type and convenient swivel feature for ease of tubing alignment. Both the RAF and RAF-K mount directly to your cylinder's ports. The RAF adjustment is a recessed screw driver slot. The RAF-K has a knob adjustment that can be tightened once set. For precision in-line flow controls, see Mead's Dyla-Trol® flow controls on page 62.

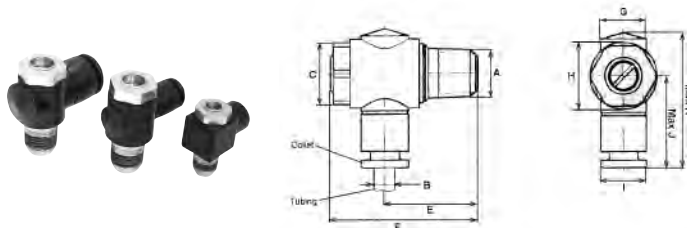
Specifications - RAF

Materials : Black Anodized Aluminum Body
Zinc Plated Brass Fittings
Stainless Steel Needle
Buna N Seals.

Pressure: 15-145 PSI

Temperature: -14°F to 160°F

Cracking Pressure: 5 PSI

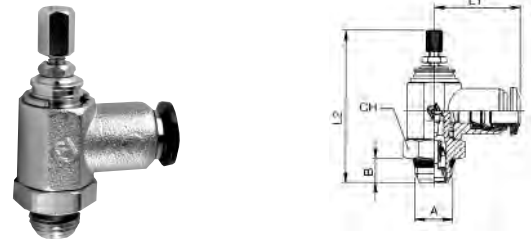


Specifications - RAFK

Materials: Brass-Nickel Plated Body
NBR 70 Seals
C72 Dacromet Shaft Clip

Pressure: 15-145 PSI

Temperature: 0°F to 160°F



Ordering and Specification:

Model Number	A	B	C	E	F	G	H	I	J	K
RAF-5/32x2	1/8" NPFT	5/32"	.511	.780	1.26	.433	.591	.433	.843	1.24
RAF-4x2	1/8" NPFT	1/4"	.511	.780	1.26	.512	.591	.512	.944	1.33
RAF-4x4	1/4" NPFT	1/4"	.669	1.02	1.61	.512	.748	.512	1.06	1.50
RAF-6x4	1/4" NPFT	3/8"	.669	1.02	1.61	.709	.748	.709	1.06	1.57
RAF-8x8	1/2" NPFT	1/2"	.866	1.14	1.85	.709	.939	.709	1.14	1.73

Part. No.	Tube		B	L1	L2	L3	CH
	O.D.	P.A.S.					
RAFK-2x2	1/8"	1/8"	.217	.827	1.614	1.830	.551
RAFK-5/32x2	5/32"	1/8"	.217	.827	1.614	1.830	.551
RAFK-4x2	1/4"	1/8"	.217	.866	1.614	1.830	.551
RAFK-4x4	1/4"	1/4"	.276	.984	1.850	2.086	.669

Female DIN Solenoid Connectors

Mead's 12mm Industrial B-type DIN solenoids feature a totally encapsulated coil with 3 male prongs, allowing fast and easy connections. A female DIN connector (ordered separately) quickly attaches to the solenoid's prongs and is secured by a single screw.

Mead offers 3 types of DIN connectors to facilitate connections to the solenoid. Model PVD1 is a connector with a 1/2" conduit entry and no lead wires. Model PVD2 also has a 1/2" conduit entry but includes 20" of cabled lead wire. Model PVD3 is a strain relief connector that includes 72" of cabled lead wire.

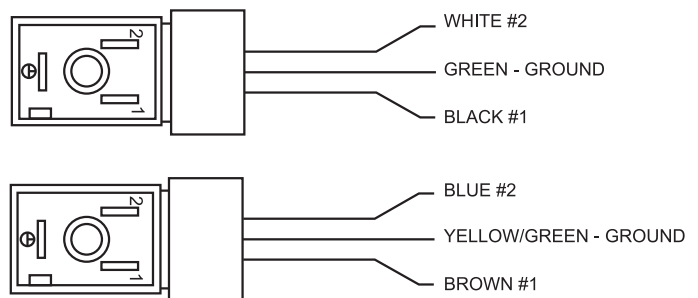


Model PVD1

Model PVD2

Model PVD3

DIN Connector Hook-Up Diagram (Not Polarity Sensitive)



Manifold

Use the #20 die cast aluminum manifold to simplify piping and cut down on plumbing time. A 3/8" NPTF inlet port provides a common air source for up to eight 1/8" NPTF outlets.



Dimensions

Model No.	Length	Height	Width
#20	4"	1"	1 1/2"